


Stainless Steel Version



RLF-INOX 25036/36

RLF-INOX 250418

Technical data Standard Light Fitting

RLF-INOX 250...

Marking to 94/9/EC	Ex II 2 G Ex de IIC T4 / Ex II 2 D Ex tD A21 IP65 T60 °C
EC-Type Examination Certificate	FTZU 06 ATEX 0050 X
Permissible ambient temperature	-20 °C to +40 °C
Frequency	50 - 60 Hz
Power factor cos φ	≥ 0.95
Circuit	EVG
Connecting terminals	L1, L2, L3, N, PE; max. 2 x 4.0 mm ² , Through-wiring double-ended
Insulation class	I
Lamp cap	G 13 accd. to IEC 60081
Degree of protection accd. EN 60529	IP 65
Cable glands/enclosure drilling	Ex-e cable glands M25 x 1.5 (plastic) for cables from Ø 8 - 17 mm, Option: M20 x 1.5 metal thread
Enclosure material	Polished stainless steel 304 (1.4301)
Protective cover/protective bowl	Single-safety glass pane 5 mm thick


	RLF-INOX 25018/18	RFL-INOX 250418
Rated voltage	110 - 254 V AC / 195 - 250 V DC	110 - 254 V AC / 195 - 250 V DC
Rated current	0.18 A	0.36 A
Lamp/illuminant	2 x T26 / 18 W (T8)	4 x T26 / 18 W (T8)
Luminous flux ¹⁾	2700 lm	5400 lm
Light efficiency in operation	70 %	69 %
Dimensions (L x W x H)	701 x 302 x 130 mm	701 x 362 x 130 mm
Weight	6.9 kg	9.5 kg

	RLF-INOX 25036/36	RFL-INOX 250336	RFL-INOX 250436
Rated voltage	110 - 254 V AC / 110 - 250 V DC	110 - 254 V AC / 110 - 250 V DC	110 - 254 V AC / 110 - 250 V DC
Rated current	0.34 A	0.51 A	0.68 A
Lamp/illuminant	2 x T26 / 36 W (T8)	3 x T26 / 36 W (T8)	4 x T26 / 36 W (T8)
Luminous flux ¹⁾	6700 lm	10050 lm	13400 lm
Light efficiency in operation	70 %	68 %	69 %
Dimensions (L x W x H)	1312 x 302 x 130 mm	1312 x 302 x 130 mm	1312 x 362 x 130 mm
Weight	12.9 kg	13.4 kg	16.5 kg

	RLF-INOX 25058/58	RFL-INOX 250358	RFL-INOX 250458
Rated voltage	220 - 254 V AC / 195 - 250 V DC	220 - 254 V AC / 195 - 250 V DC	220 - 254 V AC / 195 - 250 V DC
Rated current	0.53 A	0.80 A	1.06 A
Lamp/illuminant	2 x T26 / 58 W (T8)	3 x T26 / 58 W (T8)	4 x T26 / 58 W (T8)
Luminous flux ¹⁾	10400 lm	15600 lm	20800 lm
Light efficiency in operation	68 %	66 %	67 %
Dimensions (L x W x H)	1611 x 302 x 130 mm	1611 x 302 x 130 mm	1611 x 362 x 130 mm
Weight	17.2 kg	17.8 kg	19.8 kg

¹⁾ depends on used lamps

Ex-Recessed Ceiling Light Fitting RLF 250..



RLF-INOX 250036/36

Wall-/ceiling mounting swivel

Wall bracket set

Ordering details RLF-INOX 250...

Type	Cable gland ¹⁾	Thread ¹⁾	Order No.
Type RLF-INOX 250...			
RLF-INOX 25018/18 2/5-2 K	M25 x 1.5	–	1 2283 218 004
RLF-INOX 25036/36 2/5-2 K	M25 x 1.5	–	1 2283 236 003
RLF-INOX 25058/58 2/5-2 K	M25 x 1.5	–	1 2283 258 003
RLF-INOX 25018/18 2/5-2 M	–	M20 x 1.5	1 2283 218 003
RLF-INOX 25036/36 2/5-2 M	–	M20 x 1.5	1 2283 236 004
RLF-INOX 25058/58 2/5-2 M	–	M20 x 1.5	1 2283 258 004
RLF-INOX 250336 2/5-2 K	M25 x 1.5	–	1 2283 336 001
RLF-INOX 250358 2/5-2 K	M25 x 1.5	–	1 2283 358 001
RLF-INOX 250336 2/5-2 M	–	M20 x 1.5	1 2283 336 002
RLF-INOX 250358 2/5-2 M	–	M20 x 1.5	1 2283 358 002
RLF-INOX 250418 2/5-2 K	M25 x 1.5	–	1 2283 418 001
RLF-INOX 250436 2/5-2 K	M25 x 1.5	–	1 2283 436 001
RLF-INOX 250458 2/5-2 K	M25 x 1.5	–	1 2283 458 001
RLF-INOX 250418 2/5-2 M	–	M20 x 1.5	1 2283 418 002
RLF-INOX 250436 2/5-2 M	–	M20 x 1.5	1 2283 436 002
RLF-INOX 250458 2/5-2 M	–	M20 x 1.5	1 2283 458 002

¹⁾ With dustcover if entry/thread is not closed

Scope of delivery without lamps and fixing material.


Note: mounting frames are not part of the delivery. Please see accessories.

Accessories

RLF-INOX 250...

Type	Applikation	Order No.
Wall bracket set INOX, 2 pcs.		3 2283 000 014
Mounting frame INOX for ceiling mounting:	for luminaires 2 x 18 W	3 2283 000 008
	for luminaires 4 x 18 W	3 2283 000 009
	for luminaires 2 x/3 x 36 W	3 2283 000 010
	for luminaires 4 x 36 W	3 2283 000 011
	for luminaires 2 x/3 x 58 W	3 2283 000 012
	for luminaires 4 x 58 W	3 2283 000 013

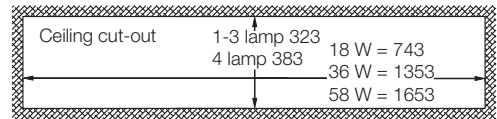
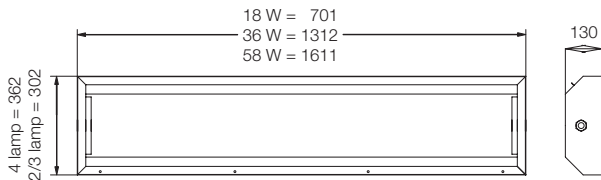
Stainless Steel Version



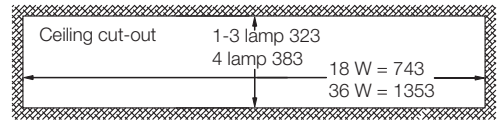
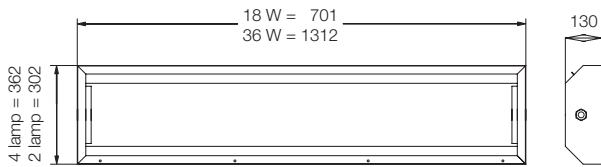
RLF-INOX 25036/36 N

RLF-INOX 250418 N

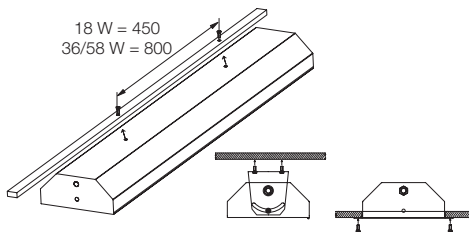
Dimension drawing | Polar curve



RLF-INOX 250...



RLF-INOX 250...N



Polar curve
RLF-INOX 250... /RLF-INOX 250 .. N

