

Technical data

Ex-Control stations Type 411 81 Type 411 82 Type 411 83	
Marking to 94/9/EC	Ⓔ II 2 G Ex ed ib m IIC T6 Ⓔ II 2 D Ex tD A21 IP66 T80 °C
EC-Type Examination Certificate	PTB 00 ATEX 3117
IECEX Certificate of conformity	IECEX BKI 04.0003
Marking acc. to IECEx	Ex e II T6, Ex e ib IIC T6, Ex ed IIC T6 or Ex ed ib IIC T6
Permissible ambient temperature	-20 °C to +40 °C -55 °C to +55 °C (option)
Rated voltage	690 V AC
Rated current	16 A
Connecting terminals	2 x 2.5 mm ²
Insulation class	I
Degree of protection accd. EN 60529	IP66 (standard) IP65 (measuring instrument AM45, double pushbutton)
Cable glands/Gland plates/Enclosure drilling	1 x M25 EEx-e cable gland for cables from Ø 8 - 17 mm or 1 x M20 thread
Enclosure material	Polyamide
Enclosure colour	Black


Type 411 81	
Dimensions (L x W x H)	85 x 85 x 77.5 mm
Weight (empty)	0.25 kg

Type 411 82	
Dimensions (L x W x H)	125 x 85 x 77.5 mm
Weight (empty)	0.35 kg

Type 411 83	
Dimensions (L x W x H)	165 x 85 x 77.5 mm
Weight (empty)	0.45 kg

Type 411 82 with measuring instrument AM 72		
	Moving iron	Moving coil
Marking to 94/9/EC	Ⓔ II G EEx e II	Ⓔ II G EEx ib IIC
Accuracy	Class 2.5	Class 1.5
Overload range	10-fold -25 sec. 25-fold - 4 sec. 50-fold - 1 sec.	10-fold -5 sec.
Measuring range	n / 1A 0 - 25 A direct	0 - 20 mA 4 - 20 mA
Li	-	max. 0.1 mH
Ci	-	max. 0.1 nF
Ui	-	max. 30 V
Ii	-	max. 150 mA
Connecting terminals	2 x 1.5 - 4 mm ²	
Weight	0.70 kg	

¹⁾ Base enclosure can be rotated afterwards (entry from top or down)
Other versions available on request




Ordering details type 411 82 with 2 built-in components

Version	Built-in components	Weight approx.	Order No.
	2 x pushbutton DRT 1 NO + 1 NC each label: "0, I, START, STOP"	0.54 kg	GHG 411 8200 R0001
X1—⊗—X2 	1 x signal lamp SIL 20-250 V AC/DC coloured lens cover: "white, red, green, yellow" 1 x double pushbutton DDT 1 NO + 1 NC label: "0, I, START, STOP"	0.65 kg	GHG 411 8200 R0003
	1 x double pushbutton DDT 1 NO + 1 NC label: "0, I, START, STOP" 1 x mushroom-head pushbutton SGTE 1 NO + 1 NC "Emergency stop"	0.57 kg	GHG 411 8200 R0016
	1 x control switch SCT 1 change-over SW 6 "engaging-engaging" label: "0 - I" 1 x mushroom-head pushbutton SGT 1 NO + 1 NC "Emergency stop"	0.57 kg	GHG 411 8200 R0017
X1—⊗—X2 	1 x signal lamp SIL 20-250 V AC/DC coloured lens cover: "white, red, green, yellow" 1 x key-operated switch 2 NO SW 5 "engaging-engaging-engaging" label: "I 0 II"	0.65 kg	GHG 411 8200 R0018

Cooper Crouse-Hinds © 2009 - all rights reserved

1
2
3
4
5
6
7
8
9
10
11
12

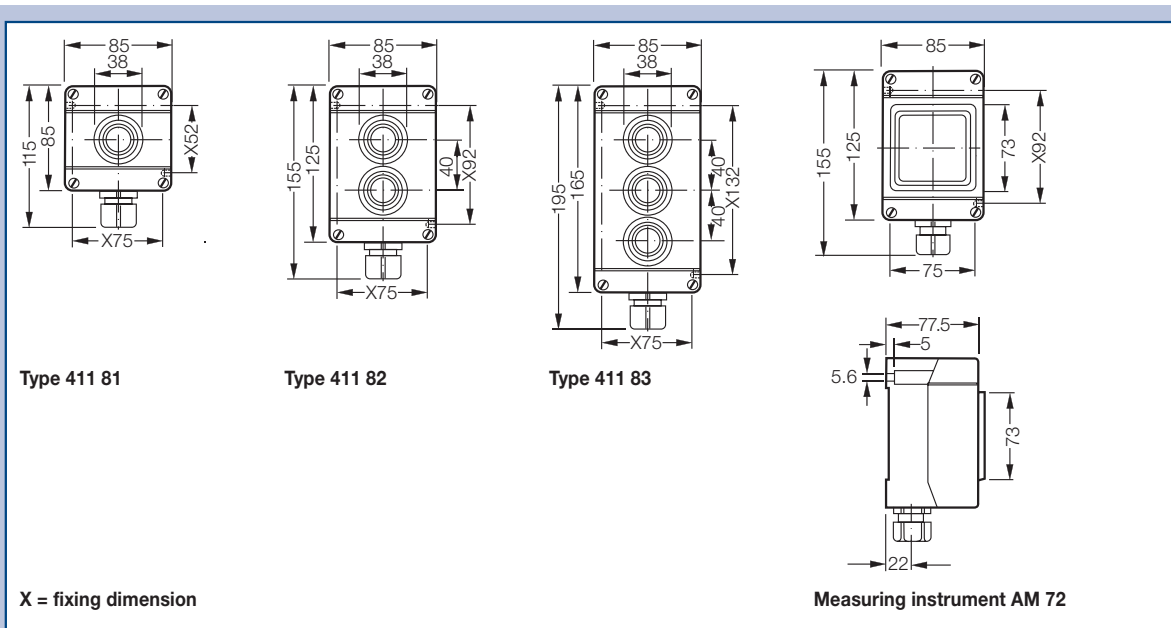


Measuring AM72

Ordering details measuring instrument AM72, type 411 82

Version	Weight	Order No.
Version direct measurement with 1 x cable entry M25		
0 - 1 / 1.5 A	0.70 kg	GHG 411 8281 R0002
0 - 2.5 / 3.75 A	0.70 kg	GHG 411 8281 R0003
0 - 5 / 7.5 A	0.70 kg	GHG 411 8281 R0004
0 - 10 / 15 A	0.70 kg	GHG 411 8281 R0005
0 - 16 / 24 A	0.70 kg	GHG 411 8281 R0007
0 - 20 / 24 mA 0-100% / 120% (Ri =320 Ω)	0.80 kg	GHG 411 8285 R0033
4 - 20 / 24 mA 0-100% / 120% (Ri =320 Ω)	0.80 kg	GHG 411 8286 R0035
Version CT connection n/1A with 1 x entry M25		
0 - 1 / 1.5 A	0.70 kg	GHG 411 8282 R0002
0 - 2.5 / 3.75 A	0.70 kg	GHG 411 8282 R0003
0 - 5 / 7.5 A	0.70 kg	GHG 411 8282 R0004
0 - 10 / 15 A	0.70 kg	GHG 411 8282 R0005
0 - 15 / 22,5 A	0.70 kg	GHG 411 8282 R0007
0 - 20 / 30 A	0.70 kg	GHG 411 8282 R0008
0 - 30 / 45 A	0.70 kg	GHG 411 8282 R0009
0 - 40 / 60 A	0.70 kg	GHG 411 8282 R0010
0 - 50 / 75 A	0.70 kg	GHG 411 8282 R0011
0 - 60 / 90 A	0.70 kg	GHG 411 8282 R0012
0 - 75 / 112.5 A	0.70 kg	GHG 411 8282 R0013
0 - 100/ 150 A	0.70 kg	GHG 411 8282 R0014
0 - 100% / 150%	0.70 kg	GHG 411 8282 R0001

Dimension drawing



Dimensions in mm