


Ex-Built-in components




20 A 3-pole

Technical data

Air-break contactor 20 A

Marking to 94/9/EC	Ⓔ II 2 G Ex de IIC / Ⓔ I M 2 Ex de I		
EC Type Examination Certificate	PTB 98 ATEX 1087 U		
IECEX Certificate of Conformity	IECEX BKI 07.0038 U		
Marking accd. to IECEx	Ex de IIC		
Application temperature ¹⁾	-20 °C to +40 °C -55 °C to +40 °C (option)		
Rated voltage	Main contact	max. 690 V/AC	
	Auxiliary contact	max. 250 V/AC	
Rated switching capacity	12 V to 690 V		
Rated current	Main contact	max. 20 A	
	Auxiliary contact	max. 6 A	
Power dissipation per pole	3.5 W		
Rated switching capacity AC3		Main contact	Auxiliary contact
	230 V	2.2 KW	4 A (AC-11)
	400 V	4 KW	
	690 V	4 KW	
Terminal cross-section	Main contact	2 x 10 mm ² fine wire with wire end sleeve/single wire	
	Auxiliary contact	2 x 2.5 mm ² fine wire with wire end sleeve/single wire	
	Control contact/ Coil connection	2 x 2.5 mm ² fine wire with wire end sleeve/single wire	
Weight	1.26 kg size 3		
Enclosure material	glass-fibre reinforced polyester		
Enclosure colour	black		
Options	Auxiliary contact		

¹⁾ Depend on installation



20 A 3-pole

Ex-Built-in components

Air-break contactor 20 A

GHG 618 3104 RXXXX ← Auxiliary contact

One auxiliary contact for mounting width 70mm

Coil voltage 50/60 Hz	Auxiliary contacts (XXXX)	
	1 NO	1 NC
24 V	0101	0201
42 V	0102	0202
48 V	0103	0203
110 V	0104	0204
220 V	0105	0205
240 V	0106	0206
380 V	0107	0207
400 V	0110	0210
12 V DC	0131	0231
24 V DC	0132	0232
42 V DC	0133	0233
48 V DC	0134	0234
60 V DC	0135	0235
110 V DC	0136	0236
220 V DC	0137	0237

GHG 618 3105 RXXXX ← Auxiliary contact

Two auxiliary contacts mounting width 70mm

Coil voltage 50/60 Hz	Auxiliary contacts (XXXX)		
	1 NO 1 NC	2 NC	2 NO
24 V	0101	0201	0301
42 V	0102	0202	0302
48 V	0103	0203	0303
110 V	0104	0204	0304
220 / 230 V	0105	0205	0305
230 / 240 V	0106	0206	0306
400 V	0107	0207	0307
440 V	0108	0208	0308
24 V DC	0111	0211	0311
12 V DC	0112	0212	0312
48 V DC	0114	0214	0314
60 V DC	0115	0215	0315
110 V DC	0116	0216	0316
220 V DC	0117	0217	0317

Example


GHG 618 31 05 R B

GHG 618 3105 R **0206**



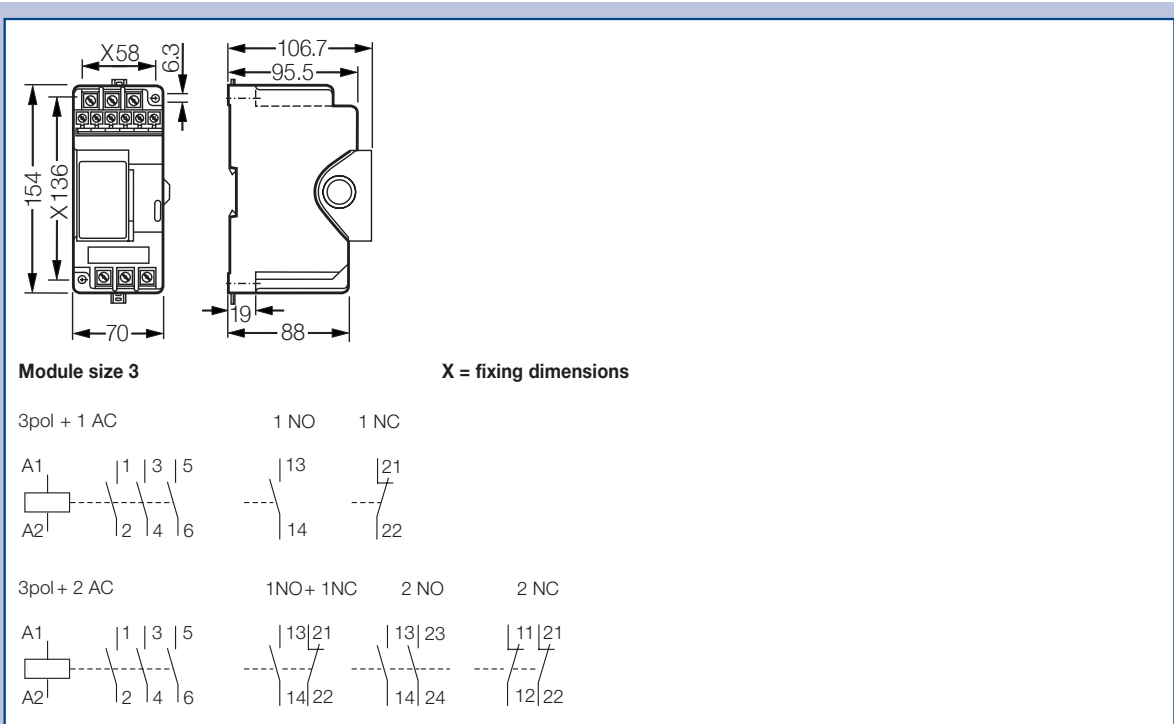
Air-break contactor coil voltage 230/240 V 2 NC

| Ex-Built-in components |



20 A 3-pole

Dimension drawing | Main contact | Auxiliary contact



AC = Auxiliary contact

Dimensions in mm